

Georgia Milestones

Mt. Carmel Elementary Spring 2018

*It is very important that all students arrive on time during testing.
Students arriving late on testing days will not be allowed in testing classrooms.
They will be required to take the test at an alternate time and/or day.*

What is the Georgia Milestones Assessment?

Georgia Milestones is the End of Grade (EOG) assessment for grade levels 3rd-8th.
This assessment covers English/Language Arts (ELA), Mathematics, Science, and Social Studies.
3rd and 4th grades are only tested in ELA and Math.
All testing is done online.

What's different about this assessment?

The Georgia Milestones includes a variety of question types rather than just multiple-choice.

- **Selected Response** (multiple-choice)
May have one or more than one correct answer.
- **Evidence Based Selected Response** (from text)
May have one or more than one correct answer.
- **Constructed Response** (open-ended response)
This requires the student to generate a response as opposed to selecting a response.
- **Extended Writing Response** (writing prompt)
This requires more elaborate answers and explanations of reasoning. They allow for multiple correct answers and/or varying methods of arriving at the correct answer. Writing prompts and performance tasks are examples of extended-response items.

Constructed Response and Extended Writing Response




require students to think critically and explain "why?"
This test will provide teachers with a better understanding of the knowledge the students have gained throughout the school year and their ability to apply that knowledge.

Testing Schedule

Henry County has set the dates of April 23rd-May 4th for the assessment.
Schedule may be adjusted as needed.

Date	Subject	Grade
Monday, April 23	English/Lang Arts Part I	3 & 5
Tuesday, April 24	English/Lang Arts Parts II & III	3 & 5
Wednesday, April 25	Math	3 & 5
Thursday, April 26	Science	5
Friday, April 27	Social Studies	5
Monday, April 30	English/Lang Arts Part I	4
Tuesday, May 1	English/Lang Arts Parts II & III	4
Wednesday, May 2	Math	4
Thursday, May 3	Make-up Day	3, 4, 5
Friday, May 4	Make-up Day	3, 4, 5

WHY READ 20 MINUTES AT HOME?

Student A Reads	Student B Reads	Student C Reads
<ul style="list-style-type: none"> ❖ 20 minutes per day ❖ 3,600 minutes per school year ❖ 1,800,000 words per year 	<ul style="list-style-type: none"> ❖ 5 minutes per day ❖ 900 minutes per school year ❖ 282,000 words per year 	<ul style="list-style-type: none"> ❖ 1 minute per day ❖ 180 minutes per school year ❖ 8,000 words per year
		
Scores in the 90th percentile on standardized tests.	Scores in the 50th percentile on standardized tests.	Scores in the 10th percentile on standardized tests.

By the end of 6th grade Student A will have read the equivalent of 60 whole school days. Student B will have read only 12 school days. Student C will have read for 3. Which student would you expect to have a better vocabulary?

Which student would you expect to be more successful in school...and life? (Nagy and Herman, 1987)

WANT TO BE A BETTER READER? SIMPLY READ!

Parent Tips

The days and weeks before the test

- Discuss the tests with your child. Make sure he or she is not afraid or anxious going into the tests.
- With an older child, explain that the assessments were created to provide information to help ensure he or she is on track to succeed after graduation and to identify any issues early enough to give more support where needed.
- Discuss with your child why high expectations are important and that you are there to help every step of the way.
- Provide a quiet, comfortable place for studying at home.
- Remind your child of the importance of reading directions carefully and not rushing through a test.
- Don't schedule appointments, trips or other interruptions during testing.

The night before the test

- Make sure that your child doesn't go to bed angry.
- Build up your child by letting him know that you are proud of him and know he will do his best.
- Have your child pack his book bag and place it by the door. (*If your child wears glasses, make sure they are packed*).
- Ensure your child gets a good night's rest, 9 hours would be great.

The morning of the test

- Have your child get ready early to avoid hurrying.
- Have your child eat a good breakfast, but not a heavy one.
- Be positive when you send your child to school. Encourage them to try hard and do their best.
- Leave early to allow enough time for traffic.

After the test

- Ask your child about the test: How hard was it? What did you learn? What were some questions you immediately knew?
- Acknowledge your child for trying hard on the test. Don't punish a child for doing poorly. This will only hurt future performance with similar tests.
- When you get the test results for your child, don't compare her performance with that of other children.
- Review test results with your child, taking time to discuss areas of strength and areas where there is room for improvement. Bring the teacher into the discussion as needed.
- Talk to your child's teacher with any questions that you might have.

Georgia Milestones Resources

Visit the following websites for further information on Georgia Milestones.
Resources are also available for check-out from our Family Resource Center (FRC).

Experience Online Testing Experience

Online Testing Georgia is NOT a scored test. For this training, answers will not be graded. This is a chance to experience online testing and to practice using the online tools.
<http://www.gaexperienceonline.com>

- Click on Test Practice
- Find the Orange box (Secure Practice Test EOG & EOC)
- Click on the words Online Tools Training under the orange box
- Click on EOG Test Practice
- Click on Standard Online Tools
- Click on Grade 3-5
- Type in the Username & Password that are provided & sign in
- Once you are logged in, follow the prompts

Georgia Milestones DOE Website

<http://www.gadoe.org/Curriculum-Instruction-and-Assessment/Assessment/Pages/Georgia-Milestones-Assessment-System.aspx>

Georgia Milestones End-of-Grade (EOG) Study/Resource Guide for Students and Parents

These grade specific guides contain practice questions and learning activities for each content area.

<http://www.gadoe.org/Curriculum-Instruction-and-Assessment/Assessment/Pages/EOG-Study-Resource-Guides.aspx>